


 PAREDE EXISTENTE
 PAREDE A CONSTRUIR
 PAREDE A DEMOLIR
 PISO DE CONCRETO A CON



Technical drawing of a building facade section showing a staircase and a door. The drawing includes dimensions: total width 12.00, total height 30.00, door height 16.80, door width 7.10, and staircase width 1.70. A north arrow points towards the top right. The text "VIA DE ACESSO" is written below the door.

5 PLANTA SITUAÇÃO
ESCALA 1:500

